


# Loughborough Doctoral College

An overview for postgraduate research offer-holders

Professor Elizabeth Peel

Associate Pro Vice Chancellor (Doctoral College)



**1<sup>ST</sup>**

IN THE UK FOR  
EMPLOYER-STUDENT  
CONNECTIONS

QS GRADUATE EMPLOYABILITY  
RANKINGS 2020

**RANKED 8<sup>TH</sup>**

OUT OF 131 UK  
UNIVERSITIES

THE COMPLETE  
UNIVERSITY GUIDE 2020

TOP  
**10**

IN EVERY NATIONAL  
UNIVERSITY LEAGUE  
TABLE



ONE OF ONLY 15  
**FIVE-STAR+**  
INSTITUTIONS  
WORLDWIDE

INTERNATIONAL QS STARS  
SCHEME 2017

RANKED

**5<sup>TH</sup>**

OUT OF THE  
UK'S TOP  
30 UNIVERSITIES

TIMES HIGHER  
EDUCATION TABLE  
OF TABLES 2019

RANKED  
**4<sup>TH</sup>**

OUT OF 121 UK  
UNIVERSITIES

THE GUARDIAN  
UNIVERSITY  
GUIDE 2020



WINNER OF

**7**

QUEEN'S  
ANNIVERSARY  
PRIZES



A TOP 10  
**RESEARCH  
UNIVERSITY**  
IN ENGLAND

REF 2014

**BEST UNIVERSITY  
IN THE WORLD**

FOR SPORTS-RELATED  
SUBJECTS

QS WORLD UNIVERSITY  
RANKINGS 2019

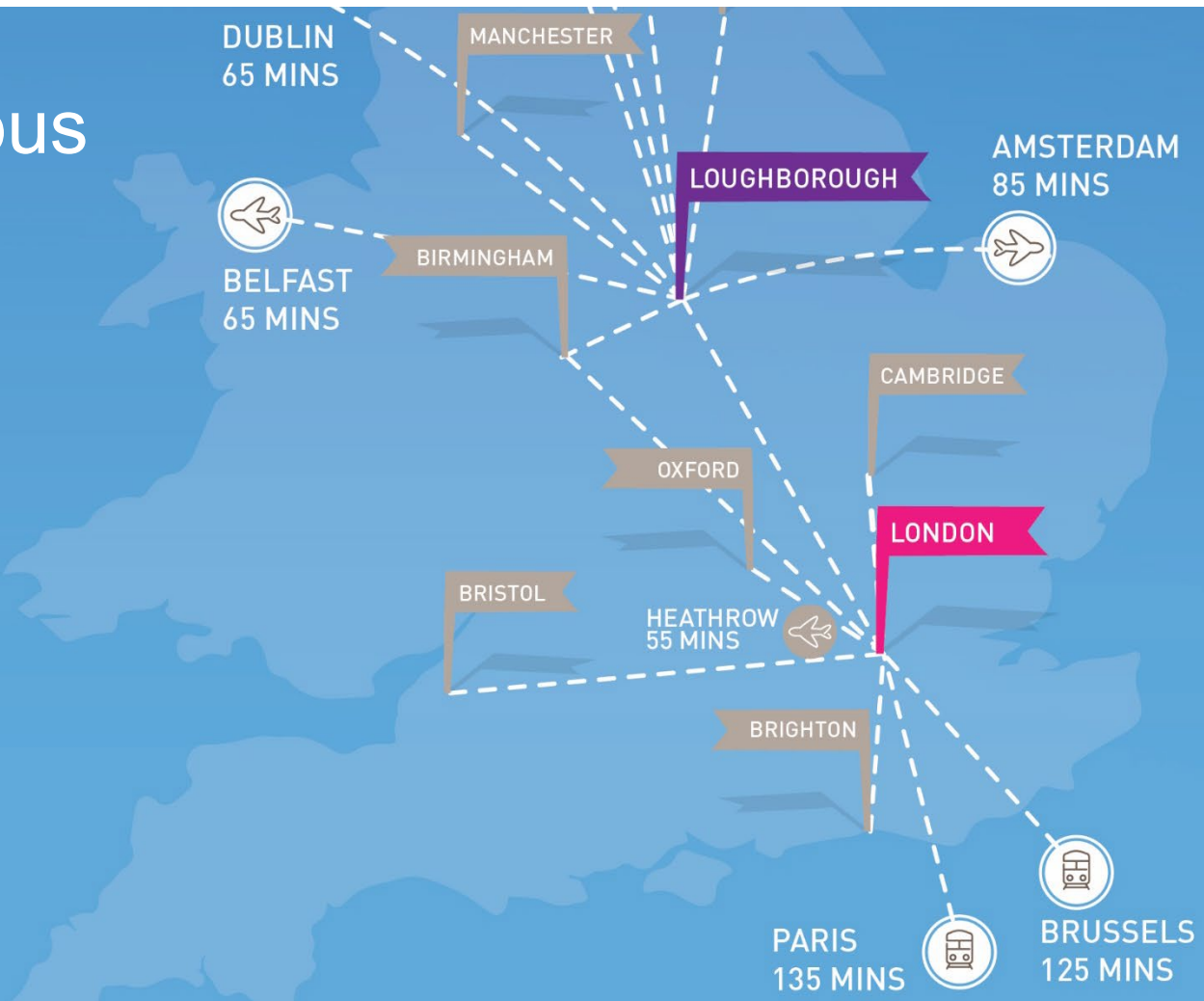
RANKED

**5<sup>TH</sup>**

OUT OF 132 UK  
UNIVERSITIES

THE TIMES  
AND SUNDAY TIMES  
GOOD UNIVERSITY  
GUIDE 2019

# Our campus locations



# Studying in Loughborough

- Founded in 1909
- 440 acre single-site campus
- Over 22,000 students and staff from more than 140 countries






# Studying in London

- Dedicated postgraduate-only campus opened in 2015
- An inter-disciplinary community offering opportunities for cross-subject study
- Situated on Queen Elizabeth Olympic Park in East London
- Be in central London in less than 7 minutes



# The Doctoral College

- Responsible for all research students at Loughborough and London campuses
- Seminars, conferences, networking opportunities and social events
- Formal training programme mapped directly onto the Vitae Researcher Development Framework





# Graduate House

- Home to the Doctoral College, located on the Loughborough campus
- Exclusively for postgraduate students
- Bookable spaces for seminars and group work sessions
- Kitchen facilities and social areas



# Life as a PhD student

PhD programmes across both campuses and include:

- A friendly and supportive research community
- Funding for conferences and events
- Dedicated study spaces
- Doctoral training programme
- Formal research conferences, showcases and events
- A minimum of two supervisors
- Access to the PhD Social Network
- Representation through the LSU's Executive Officer for Education
- Tailored support and resources for career progression
- A calendar of fun and inclusive social activities in Loughborough and in London





# Recent events and activities

- Research Conference
- Summer Showcase
- LiQUiD Lab (Loughborough's Qualitative Digital Research Laboratory)
- Café Academique
- Doctoral Wellbeing Week
- Inspiring Women at Loughborough



# PhD Social and Support Network

- Student-led
- Open to all PGRs
- Weekly informal lunch meet-ups
- Cinema, restaurant, day trips, pub quizzes and other social events
- Social fitness and sports groups
- @LboroPhDSN



# Careers and employability


- Both campuses offer strong industry links across a range of sectors
- Careers Network offers advice, opportunities and workshops exclusively for postgraduate students in Loughborough
- The Careers and Employability team in London provide guidance, skill sessions and workshops bespoke to researchers
- Home to one of the UK's largest annual careers fairs
- Specialist service for PGR students, mapped to the Vitae Researcher Development Framework





# PhD scholarships and bursaries


- Scholarships worth 20%-100% towards the cost of tuition fees
- Available for UK, EU and international applicants
- Alumni bursary for PhD study (20% of tuition fees)
- UK Government Doctoral Loan
  - › Any amount up to £26,445 (divided equally between each year of your course) can be borrowed for tuition fees and/or living costs
  - › Visit [www.gov.uk/doctoral-loan/eligibility](http://www.gov.uk/doctoral-loan/eligibility) for more information and to apply



# Other sources of PhD funding

- Studentships (100% towards tuition fees and a stipend\*)
- Research Councils:
  - › Arts and Humanities (AHRC)
  - › Biotechnology and Biological Sciences (BBSRC)
  - › Engineering and Physical Sciences (EPSRC)
  - › Economic and Social (ESRC)
  - › Medical (MRC)
  - › Natural Environment (NERC)
  - › Science and Technology (STFC)
- Research contracts with government, charities or organisations

\*Stipend normally for UK/EU applications only



# Next steps for offer-holders

- Accept offer via online application portal
- Check portal for any outstanding conditions
- Upload any required documents via the portal
- If required: apply for University accommodation
- If applicable: apply for ATAS
- Complete online registration process before arriving at Loughborough/Loughborough University London
- Complete registration process in person once at Loughborough/Loughborough University London





# FAQs





# Social media and contact details



/LboroDocCollege



/lborouniversity or /lborolondon



/lborouniversity



/lborouniversity or /lborolondon

T: +44 (0)1509 222222

E: [pgresearch@lboro.ac.uk](mailto:pgresearch@lboro.ac.uk) [lboro.ac.uk/doctoral-college](http://lboro.ac.uk/doctoral-college)

